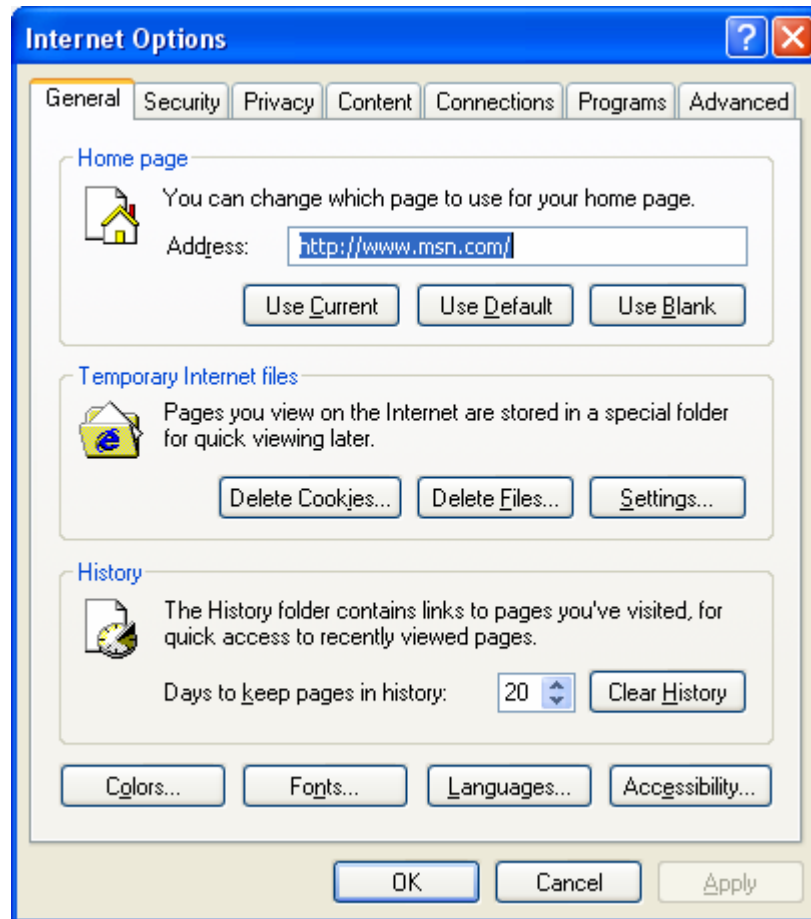


## *How do I change the home page of my internet browser?*

By default, most internet browsers are set to use their own site as the home page so that you see their content whenever you open the browser. If there is a specific page that you primarily go to, you may want that site to be your home page. Changing the home page in your browser can be done very easily. Instructions for changing the home page in [Internet Explorer](#), [Netscape](#), [Firefox](#) and [Opera](#) are given below.

### **Internet Explorer**

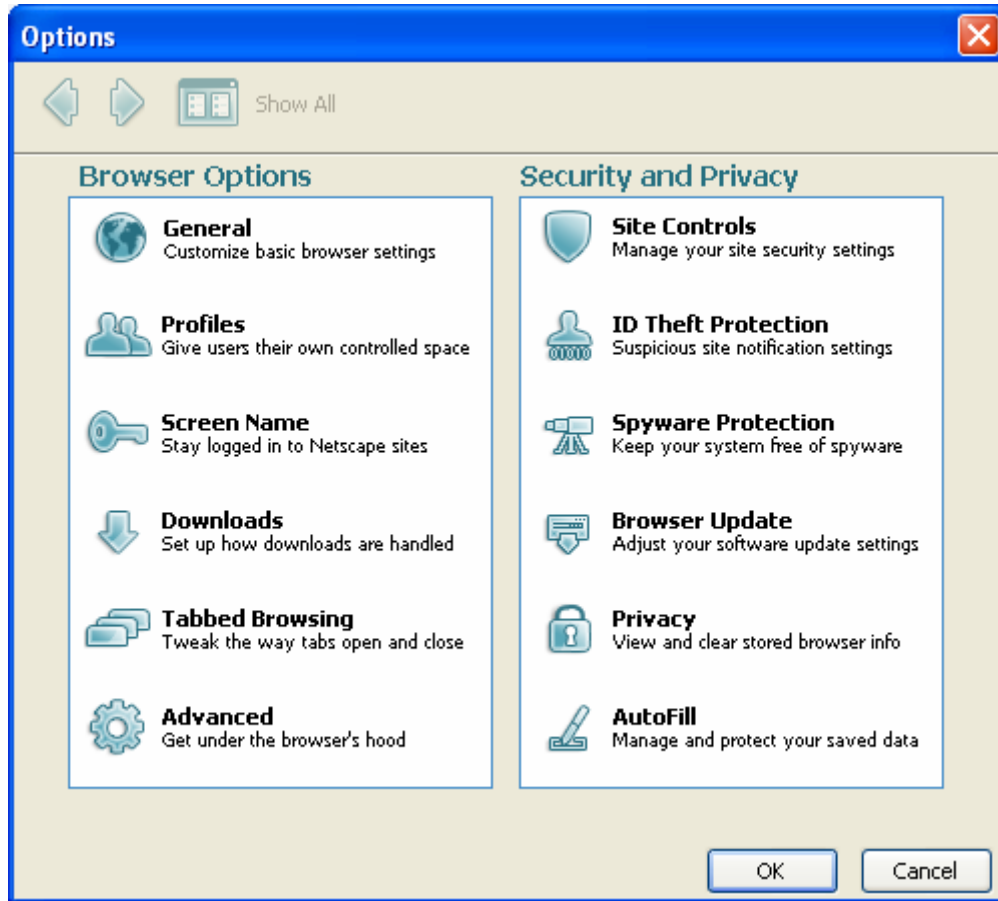
To change the home page in Internet Explorer; open the browser and then click Tools on the Menu Bar and then select Internet Options from the menu. You will then see the screen shown below.



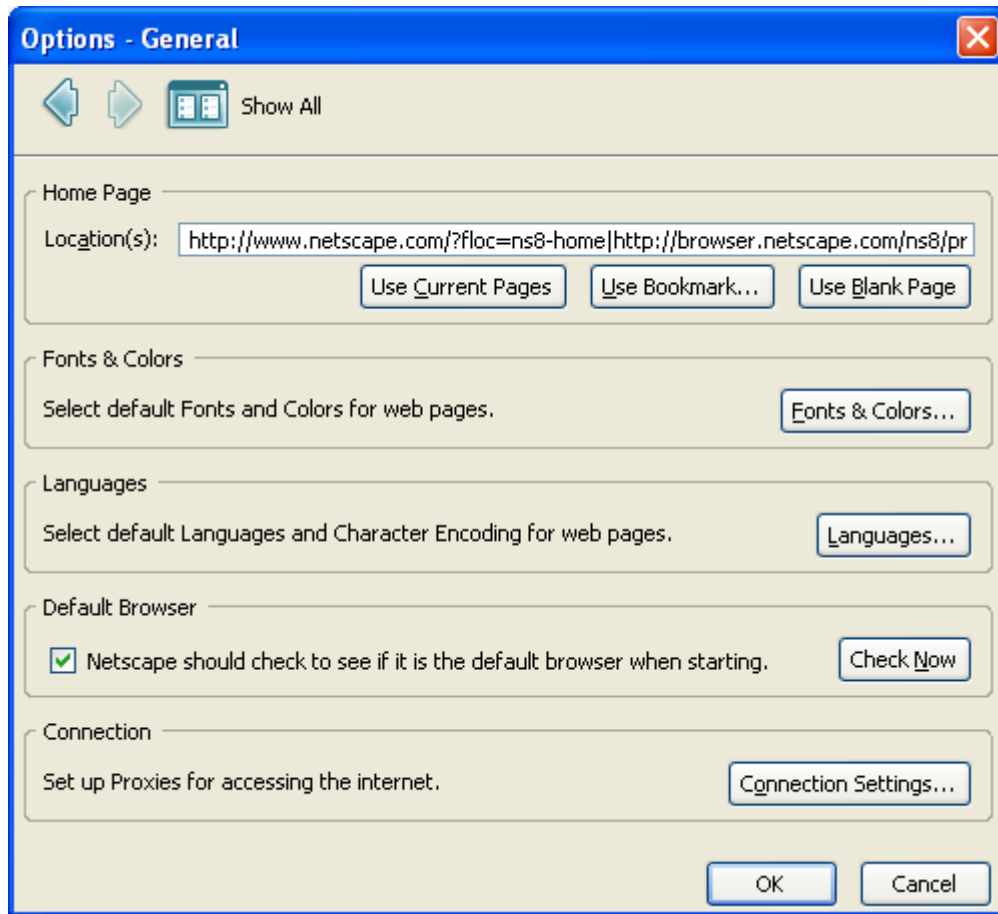
On the General tab you can manually enter the page that you want to use as your home page in the Address field. The Use Current button will enter the page that you are currently browsing. The Use Default button will enter the Internet Explorer default page and the Use Blank button will open Internet Explorer with no site displayed. Once you've entered the site that you want as your home page, click Apply and then OK to close the screen.

## Netscape Browser

To change the home page in the Netscape Browser; open the browser and then click Tools on the Menu Bar and then select Options from the menu. You will then see the screen shown below.



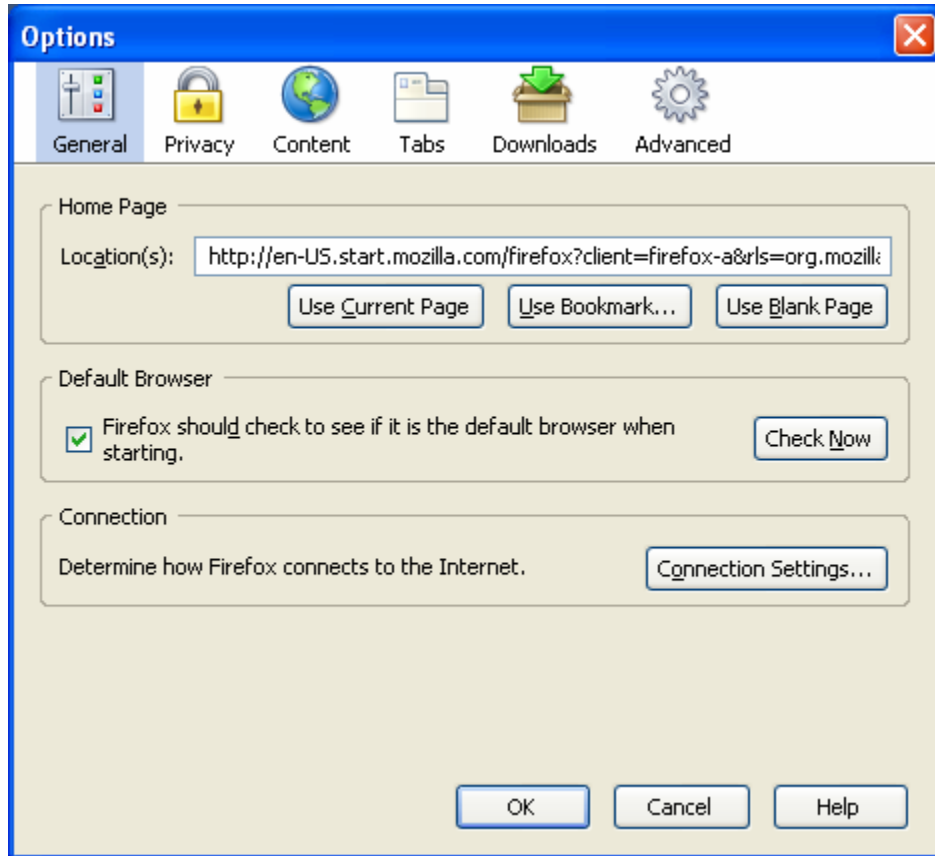
Once the Options screen appears, you will want to click on the General button under the Browser Options Heading. You will then see the screen below.



On the Options - General screen you can manually enter the page that you want to use as your home page in the Location(s) field. The Use Current Pages button will enter the page that you are currently browsing. The Use Bookmark button will open a Set Home Page screen from which you can select the bookmark that you would like to use and the Use Blank Page button will open Netscape with no site displayed. Once you've entered the site that you want as your home page, click OK to close the screen.

## Mozilla Firefox

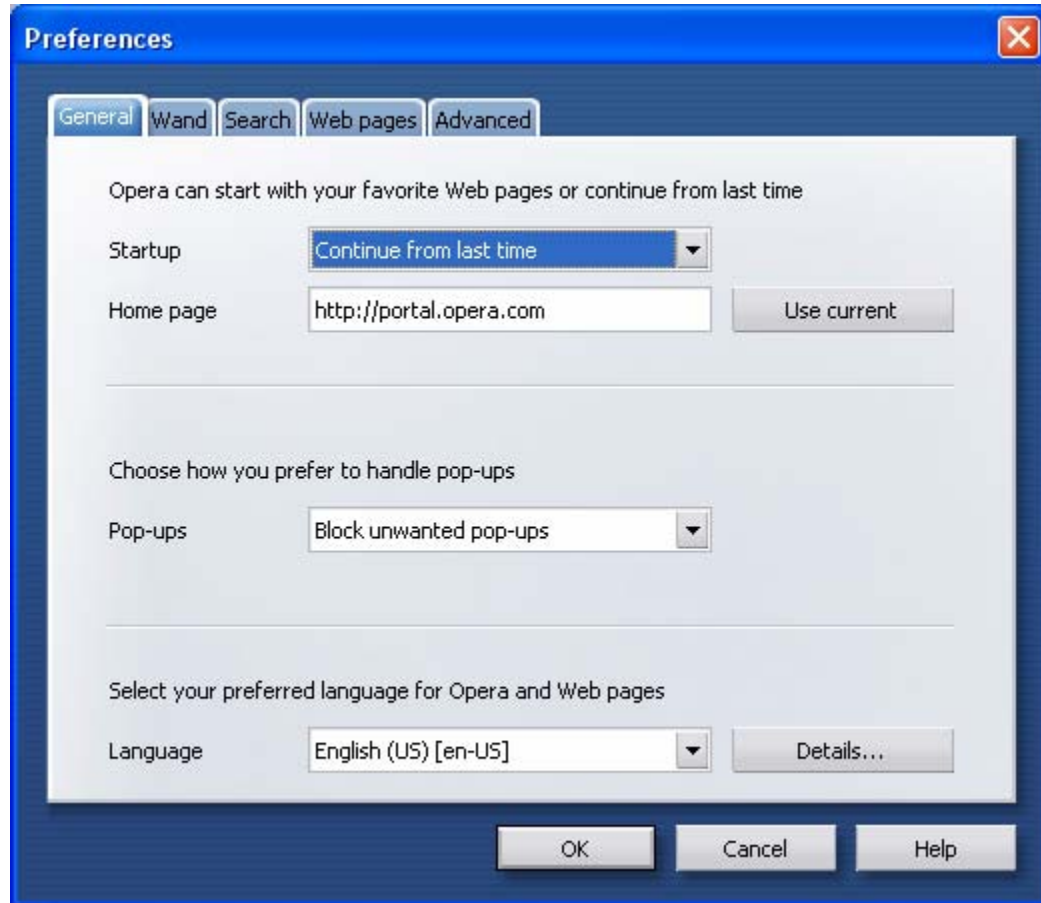
To change the home page in Firefox; open the browser and then click Tools on the Menu Bar and then select Options from the menu. You will then see the screen shown below.



On the Options screen you can manually enter the page that you want to use as your home page in the Location(s) field. The Use Current Page button will enter the page that you are currently browsing. The Use Bookmark button will open a Set Home Page screen from which you can select the bookmark that you would like to use and the Use Blank Page button will open Firefox with no site displayed. Once you've entered the site that you want as your home page, click OK to close the screen.

## Opera

To change the home page in Opera; open the browser and then click Tools on the Menu Bar and then select Preferences from the menu. You will then see the screen shown below.



On the Preferences screen you can manually enter the page that you want to use as your home page in the Home Page field. The Use Current button will enter the page that you are currently browsing. You can also select additional startup settings from the Startup drop-down box. Once you've entered the site that you want as your home page, click OK to close the screen.